



Splitsing aanvullen. 3 niveaus

De leerling mag de dobbelsteen intekenen om de splitsing af te maken. Daaronder mag de leerling het cijfer schrijven om de som compleet te maken.

De leerling mag de dobbelsteen intekenen om de splitsing af te maken. Daaronder schrijft de leerling de som op. Het antwoord staat er al.

De leerling mag nu zelf de splitsing gaan verzinnen en tekenen. Daaronder ook de som noteren.





$$4 + \square = 10$$




$$2 + \square = 6$$



$$4 + \square = 8$$



$$3 + \square = 5$$



$$1 + \square = 3$$




$$5 + \square = 7$$



$$6 + \square = 8$$




$$1 + \square = 4$$




4	+		=	9
---	---	--	---	---




2	+		=	2
---	---	--	---	---



6	+		=	10
---	---	--	---	----




3	+		=	10
---	---	--	---	----




1	+		=	5
---	---	--	---	---





0	+		=	1
---	---	--	---	---



5	+		=	7
---	---	--	---	---



2	+		=	10
---	---	--	---	----



+		=	10
---	--	---	----





+		=	6
---	--	---	---



+		=	8
---	--	---	---



+		=	5
---	--	---	---



+		=	3
---	--	---	---




+		=	7
---	--	---	---



+		=	8
---	--	---	---




+		=	4
---	--	---	---




	+		=	9
--	---	--	---	---




	+		=	2
--	---	--	---	---



	+		=	10
--	---	--	---	----




	+		=	10
--	---	--	---	----




	+		=	5
--	---	--	---	---




	+		=	1
--	---	--	---	---



	+		=	7
--	---	--	---	---



	+		=	10
--	---	--	---	----



--	--

+		=	
---	--	---	--



--	--

+		=	
---	--	---	--




--	--

+		=	
---	--	---	--



--	--

+		=	
---	--	---	--



--	--

+		=	
---	--	---	--



--	--

+		=	
---	--	---	--



--	--

+		=	
---	--	---	--



--	--

+		=	
---	--	---	--

--	--

--	--

--	--

--	--

	+		=	
--	---	--	---	--

	+		=	
--	---	--	---	--

	+		=	
--	---	--	---	--

	+		=	
--	---	--	---	--

--	--

--	--

--	--

--	--

	+		=	
--	---	--	---	--

	+		=	
--	---	--	---	--

	+		=	
--	---	--	---	--

	+		=	
--	---	--	---	--

--	--

--	--

	+		=	
--	---	--	---	--

--	--

	+		=	
--	---	--	---	--

--	--

	+		=	
--	---	--	---	--

--	--

--	--

	+		=	
--	---	--	---	--

--	--

	+		=	
--	---	--	---	--

--	--

	+		=	
--	---	--	---	--